



GLOBAL DOOR CONTROLS



LIST PRICE BOOK



EFFECTIVE DATE: MARCH 1, 2005



GLOBAL[®]

GENERAL SALES POLICIES TERMS & CONDITIONS OF SALE

PAYMENT TERMS	Standard - C.O.D., VISA, MasterCard
CREDIT APPROVED	NET 30 days from date of invoice.
PAYMENT POLICY	Payment is due no later than 30 days from date of invoice. Accounts with unpaid invoices in excess of 30 days will be placed on credit hold until past due amount is paid. If account balance includes unpaid invoices over 60 days, open account status will be rescinded and C.O.D. terms will apply once amount is paid in full. A 1 1/2% per month service charge will be assessed. All payments will be made in U.S. dollars.
RETURNED CHECKS	A US \$35.00 / CAD \$52.50 surcharge will be added for checks returned. Payment terms will be "Cash in Advance" thereafter.
PRICING	<ol style="list-style-type: none">1. All prices are subject to change without notice.2. All quotations and bids are valid for 30 days from date of issue, unless otherwise specified.3. Back orders on stock merchandise will be price protected. We cannot guarantee special orders price protection.
MINIMUM ORDER	Opening order is minimum US \$350.00 / CAD \$525.00. Subsequent minimum order is US \$100.00 / CAD \$150.00 net product value excluding freight charges. If an order does not meet US \$100.00 / CAD \$150.00 minimum there will be a US \$35.00 / CAD \$52.50 added surcharge.
CANCELLATIONS	All cancellations must be confirmed in writing. Cancellation of factory ordered material will be at the discretion of the manufacturer's cancellation terms.
EXPORT	Any material purchased for direct shipment outside the U.S.A. will be "Cash in Advance" or Letter of Credit only.
SHIPMENTS	Freight is prepaid on orders of US \$1000.00 / CAD \$1500.00 or more and shipped by the carrier of our choice. The policy applies to the Continental United States. All other orders are F.O.B., shipping point, via Federal Express Ground Service, or by a Common Carrier of our choice.
CLAIMS	All claims must be reported to us within fifteen days of receipt of merchandise. Please notify us promptly of any discrepancy in shipment and/or invoicing.
RETURNED GOODS	A returned goods authorization number must be issued before returning any material. No goods will be accepted without an RMA number. All returns will be coordinated by our sales staff. A 25% re-stocking fee will be applied to all non-defective returns. Special orders are non-returnable.
ACCEPTANCE OF AN ORDER	Global Door Controls, Inc. reserves the right to decline any order, in whole or in part, when the type or quality of goods or credit worthiness is unsatisfactory to us.
WARRANTY	Global Door Controls, Inc. assumes no liability for incidental or consequential damages arising from defective parts, nor do we assume any responsibility for failure, breakage or cost which results from abuse, abnormal use, misuse, negligence or accident. Defected products will be repaired or replaced as dictated by the individual manufacturers warranty.

EFFECTIVE DATE: MARCH 1, 2005



How To Order

HANDING

To determine the Handing of a door face of the **OUTSIDE** of the door.
 If the hinge is on the left side of the door, the door is left hand (LH).
 If the hinge is on the right side of the door, the door is right hand (RH).

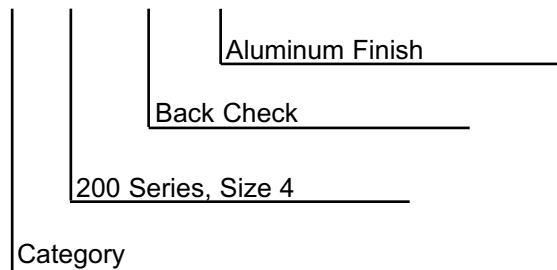
CATEGORIES

SERIES 900, 2200, 200, 300, 400, 500, 600, 4300, 7000, 7700

TC SERIES:

SURFACE MOUNTED AND
 OVERHEAD CONCEALED
 DOOR CLOSERS

TC204BC-AL



Available Finishes:

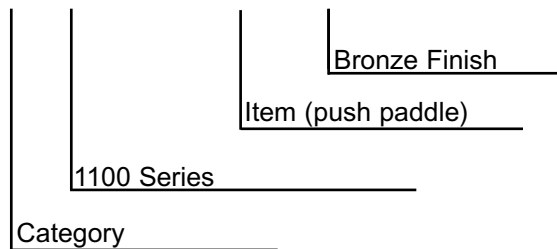
- AL (Aluminum)
- DU (Duronotic)
- GB (Gold)
- BRA (Brass)
- CH (Chrome)

TH SERIES:

STOREFRONT, PANIC
 HARDWARE AND
 CONTINUOUS HINGES

SERIES 1100

TH1100-PUSH-DU



Available Finishes:

- AL (Aluminum)
- DU (Duronotic)

G SERIES:

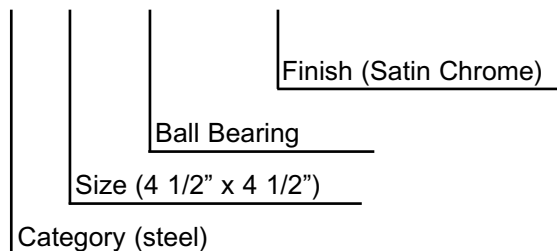
- GLA COMMERCIAL KNOBS
- GAL COMMERCIAL LEVERS
- GLF RESIDENTIAL KNOBS & LEVERS
- GLB DEADBOLTS
- GLH HANDLESETS
- GLS STERLING RESIDENTIAL

FUNCTIONS

- 10 PASSAGE
- 40 PRIVACY
- 53 ENTRY
- 70 CLASSROOM
- 80 STOREROOM
- 170 DUMMY

CP (STEEL), CS (STAINLESS STEEL) BUTT HINGES

CP4545BB-26D

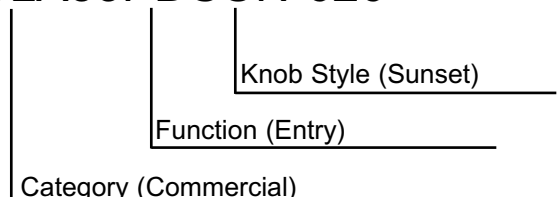


Available Finishes:

ANSI	BHMA	DESCRIPTION
US3	605	Bright Brass
US4	606	Satin Brass
US5	609	Antique Brass
US7B	622	Ebony Black
US10	612	Satin Bronze
US10B	613	Oil Rubbed Bronze
US15	619	Satin Nickel
US15A	620	Antique Nickel
US26	625	Bright Chrome
US26D	626	Brushed Chrome
US32	629	Bright Stainless Steel
US32D	630	Satin Stainless Steel

SERIES GLA, GAL, GLF, GLB, GLH, GLS LOCKSETS

GLA53PDSUN-626



EFFECTIVE DATE: MARCH 1, 2005

TABLE OF CONTENTS

DOOR CLOSERS

TC2200 Series Door Closers	1
TC200 Series Door Closers	1
TC300 Series Door Closers	1
TC400, 500, and 600 Series Door Closers	2
TC800/900 Series Door Closers	2
TC1461 Series Door Closers and Accessories	3
TC4300 Door Closer & Accessories	4
TC7000 Series Door Closers	5
TC7700 Series Door Closers	5

STORE FRONT HARDWARE

Series TH1100 Mortise Locks	6
TH1100 Face Plates / Cylinders	6
TH1100 Deadlatch & Accessories	6
TH1100 Offset Pivots	7
TH1100 Deluxe Hinge Kit	7
TH1100 Flush Bolts	7

CONTINUOUS GEARED HINGES

TH1100 Continuous Geared Aluminum Hinges	8
--	---

EXIT DEVICES

TH1100 Exit Devices	9
---------------------	---

HINGES

Aluminum Storefront Hinges	10
Standard Weight Commercial Wood and Steel Door Hinges	10
Heavy Weight Commercial Wood and Steel Door Hinges	10
Commercial Spring Door Hinges	11
Residential Hinges	11

LOCKSETS

GLS Sterling Series Grade 3 Lock Sets	12
GLF Series Grade 3 Tubular Lever Sets	13
GLF Series Knob Sets	13
GLH Series Handle Sets	14
GLH Series Knob Interior Trim	14
GLH Series Lever Interior Trim	14
GLA Series Heavy Duty Cylindrical Lock Sets	15
GAL Series Lever Sets	15
GLA/GAL Series Parts	16
GLB Series Grade 2 / Grade 3 Deadbolts	17

*SAPPHIRE COLLECTION FINELY CRAFTED, SOLID FORGED BRASS HARDWARE

Lever Sets	18
Knob Sets	18
Handlesets	18
Knob Interior Trim	19
Lever Interior Trim	19
Deadbolts	19
Latches	19

*New Collection

SERIES TC 2200 DOOR CLOSERS

<u>PROD. No.</u>	<u>DESCRIPTION</u>	<u>SIZE</u>	<u>PRICE</u>			<u>CASE QTY.</u>
			<i>Standard</i>	<i>Backcheck</i>	<i>Hold Open</i>	
TC2201 ADA	Full Surface	1-4	N/A	\$93.35	\$123.25	10
TC2201	Full Surface	2-5	N/A	\$93.35	\$123.25	10
TC2202	Full Surface	2	\$56.93	N/A	N/A	10
TC2203	Full Surface	3	\$58.93	\$64.70	\$ 86.21	10
TC2204	Full Surface	4	\$64.70	\$69.43	\$ 86.21	10
TC2205	Full Surface	5	\$69.43	\$75.25	\$ 92.97	10

Finishes Available AL/DU (GB Special Order Only)

SERIES TC 2200 / 200 DOOR CLOSER ACCESSORIES

<u>PROD. No.</u>	<u>DESCRIPTION</u>	<u>SIZE</u>	<u>PRICE</u>
DP 1213	Drop Plate	3	\$15.56
DP 1214	Drop Plate	4	\$16.67
DP 1204	Narrow Drop Plate	4	\$16.67
RA 2200	Regular Arm Assembly		\$28.89
HOA 2200	H/O Arm Set		\$55.56
SXN 134	Sex Nut (4)		\$ 5.00
PAB 2200	Parallel Arm Bracket		\$ 5.00
PAB 1245	Parallel Arm Bracket		\$ 5.00
HOPAB 2200	H/O Parallel Arm Bracket		\$11.11
HOPAB 1245	H/O Parallel Arm Bracket		\$11.11
TJ 2200	Top Jamb Extender		\$28.89
COV2200	TC2000 Series Cover		\$ 6.22

SERIES TC 200 DOOR CLOSERS

<u>PROD. No.</u>	<u>DESCRIPTION</u>	<u>SIZE</u>	<u>PRICE</u>			<u>CASE QTY.</u>
			<i>Standard</i>	<i>Backcheck</i>	<i>Hold Open</i>	
TC201ADA	Full Surface	(1-4)	N/A	\$95.68	\$142.35	6
TC201	Full Surface	(3-6)	N/A	\$95.68	\$142.35	6
TC202	Full Surface	2	\$73.32	N/A	\$116.68	6
TC203	Full Surface	3	\$76.99	\$81.86	\$116.68	6
TC204	Full Surface	4	\$76.99	\$81.86	\$119.01	6
TC205	Full Surface	5	\$78.76	\$78.76	\$126.01	6

Finishes Available AL/DU (GB and White Special Order Only)

SERIES TC 300 DOOR CLOSER ACCESSORIES

<u>PROD. No.</u>	<u>DESCRIPTION</u>	<u>SIZE</u>	<u>PRICE</u>			<u>CASE QTY.</u>
			<i>Standard</i>	<i>Backcheck</i>	<i>Hold Open</i>	
TC302	Full Surface	2	\$51.73	N/A	N/A	10
TC303	Slim Cover	3	\$51.73	N/A	N/A	10
TC304	Full Molded Cover	4	\$51.73	N/A	N/A	10

SERIES TC 400/500/600 DOOR CLOSERS

<u>PROD. No.</u>	<u>DESCRIPTION</u>	<u>SIZE</u>	<u>PRICE</u>			<u>CASE QTY.</u>
			<i>Standard</i>	<i>Backcheck</i>	<i>Hold Open</i>	
TC411	Slim Cover	(1-4)	\$120.76	N/A	\$149.34	6
TC412	Slim Cover	(2-6)	\$120.76	N/A	\$149.34	6
TC511	Full Molded Cover	(1-4)	\$128.34	N/A	\$154.01	6
TC512	Full Molded Cover	(2-6)	\$128.34	N/A	\$154.01	6
TC611	Full Cover	(1-4)	\$114.35	N/A	\$141.75	6
TC612	Full Cover	(2-6)	\$114.35	N/A	\$141.75	6
TC611	US3/US26	(1-4)	\$157.50	N/A	N/A	6
TC612	US3/US26	(2-6)	\$157.50	N/A	N/A	6

Standard Finishes AI / DU / GB

US4 Available By Special Order Only • Finishes Available AI / DU

SERIES TC 400/500/600 DOOR CLOSER ACCESSORIES

<u>PROD. No.</u>	<u>DESCRIPTION</u>	<u>PRICE</u>
DP 1045	Drop Plate 400/500	\$28.89
DP 1006	Drop Plate 600 Series	\$28.89
SXN 134	Sex Nut (4)	\$ 5.00
HOPAB 1245	Hold Open Parallel Arm Bracket	\$11.11
RA 1240	Regular Arm Assembly	\$28.89
TJ 1240	Top Jamb Extender	\$28.89
HOA 1245	Hold Open Arm Set	\$55.56
PAB 1245	Parallel Arm Bracket	\$ 5.00

SERIES TC 800/900 DOOR CLOSERS (LIGHT COMMERCIAL/RESIDENTIAL)

<u>PROD. No.</u>	<u>DESCRIPTION</u>	<u>SIZE</u>	<u>PRICE</u>			<u>CASE QTY.</u>
			<i>Standard</i>	<i>Backcheck</i>	<i>Hold Open</i>	
TC 805 AL	Full Surface			\$47.67		10
TC 830 AL	Full Surface			\$35.44		36
TC 901 Brown	Full Surface	1	\$44.45	N/A	\$44.45	5
TC 901 White	Full Surface	1	\$44.45	N/A	\$44.45	5
TC 931 WHV	Full Surface			\$14.95		6
TC 931 BR	Full Surface			\$14.95		6

SERIES TC 1461 DOOR CLOSERS

<u>PROD. No.</u>	<u>DESCRIPTION</u>	<u>PRICE</u>	<u>CASE QTY.</u>
TC1461	Cast Iron	\$147.90	6
TC1461CNS	Cast Iron w/Cushion Arm	\$187.27	6
TC1461EDA	Cast Iron w/Heavy Duty Arm	\$183.21	6

Finishes Available AI/DU

UL and ULC listed for self-closing doors without hold-open. Tested and certified under ANSI Standard A146.4, Grade 1.

SERIES TC 1461 DOOR CLOSER ACCESSORIES

<u>PROD. No.</u>	<u>DESCRIPTION</u>	<u>PRICE</u>
PAB 1461	Parallel Arm Bracket	\$ 4.80
HOA 1461 CNS	Hold Open Arm / T-Bar	\$60.00
HOPAB 1461	Hold Open Parallel Arm Bracket	\$ 4.80
RA 1461 3077CNS	Cushion Style Arm	\$40.00
RA 1461 HD	Heavy Duty Arm	\$35.00
DP 1461 18	Drop Plate Full Pull Side Mounted on Door, Plate Requires minimum 1 3/4" Top Rail	\$24.00
DP 1461 18G	Drop Plate For Top Jamb Mounting when Ceiling is Flush with Top of Header	\$24.00
DP 1461 18TJ	Drop Plate Locates Closer in a Center Position on Narrow Transom Bars, for Outswing Doors	\$24.00
DP 1461 18PA	Drop Plate For Push Side, Mounted on Door, Parallel Arm Application	\$24.00

SERIES TC 4300 DOOR CLOSERS

<u>PROD. No.</u>	<u>DESCRIPTION</u>	<u>PRICE</u>	<u>CASE QTY.</u>
TC4300	Cast Iron	\$153.78	6
TC4300CNS	Cast Iron w/Cushion Arm	\$187.27	6
TC4300EDA	Cast Iron w/Heavy Duty Arm	\$183.21	6

Finishes Available AI/DU

UL and ULC listed for self-closing doors without hold-open. Tested and certified under ANSI Standard A146.4, Grade 1.

SERIES TC 4300 DOOR CLOSER ACCESSORIES

<u>PROD. No.</u>	<u>DESCRIPTION</u>	<u>PRICE</u>
PAB 4300	Parallel Arm Bracket	\$ 4.80
HOA 4300 CNS	Hold Open Arm / T-Bar	\$60.00
HOPAB 4300	Hold Open Parallel Arm Bracket	\$ 4.80
RA 4300 3077CNS	Cushion Style Arm	\$40.00
RA 4300 HD	Heavy Duty Arm	\$35.00
DP 4300 18	Drop Plate Full Pull Side Mounted on Door, Plate Requires minimum 1 3/4" Top Rail	\$24.00
DP 4300 18G	Drop Plate For Top Jamb Mounting when Ceiling is Flush with Top of Header	\$24.00
DP 4300 18TJ	Drop Plate Locates Closer in a Center Position on Narrow Transom Bars, for Outswing Doors	\$24.00
DP 4300 18PA	Drop Plate For Push Side, Mounted on Door, Parallel Arm Application	\$24.00

SERIES TC 7000 DOOR CLOSER

<u>PROD. No.</u>	<u>DESCRIPTION</u>	<u>PRICE</u>	<u>CASE QTY.</u>
TC7000 S	Side Load Arm	\$155.18	6
TC7000 E	End Load Arm	\$160.11	6
TC7000 GES	Side Load Arm GE Pivot	\$163.35	6
TC7000 AE	End Load Arm AE Pivot	\$171.79	6
TC7000 J	Offset Arm	\$176.42	6
SLA	Side Load Arm	\$ 28.50	50
ELA	End Load Arm	\$ 30.50	50
KRM	"K" Type Arm	\$ 30.50	50
Offset Arm	Offset Arm Set	\$ 46.92	25
OHC Pivot	Bottom Pivot Set	\$ 18.77	100
GE Pivot	GE Pivot Set	\$ 21.11	100
AE Pivot	AE Pivot Set	\$ 31.11	5

Note: Please specify Hold Open or Non Hold Open; also, specify 105⁰ or 90⁰. All TC7000 Series concealed overhead door closers come with arm and dual purpose bottom pivot set as standard

SERIES TC 7700 CONCEALED OVERHEAD DOOR CLOSER

<u>PROD. No.</u>	<u>DESCRIPTION</u>	<u>PRICE</u>	<u>CASE QTY.</u>
7700	The Stout	\$318.00	1
KTA	Top Arm For The Stout	\$ 48.00	1
TH1119BCP	Bottom Center Pivot	\$ 70.38	1
S2 ARM	Offset Arm	\$160.01	1
S2 TRACK	Channel for S2-Arm	\$ 18.00	1

SERIES TH1100 MORTISE LOCKS

<u>PROD. No.</u>	<u>DESCRIPTION</u>	<u>PRICE</u>
TH1101	Deadlock	\$16.67
TH1102	Hookbolt	\$16.67
TH1103	Deadlatch	\$20.56

SERIES TH1100 FACE PLATES

<u>PROD. No.</u>	<u>DESCRIPTION</u>	<u>PRICE</u>
TH1100 FP1-4, 6-9, 11-14	Face Plate	\$3.33
TH1100 FP5, 10, 15	Face Plate	\$3.89

Finishes Available AL, DU

SERIES TH1100 CYLINDERS

<u>PROD. No.</u>	<u>DESCRIPTION</u>	<u>PRICE</u>
TH1100 DUM	Dummy Cylinder	\$ 6.57
TH1100 BC Pair	Brass Cylinder	\$20.00
TH1100 ZC Pair	Zinc Cylinder	\$16.67
TH1100 BT	Brass Thumbturn	\$10.00
TH1100 ZT	Zinc Thumbturn	\$ 8.33
TH1100 RC	Rim Cylinder	\$24.00
TH1100 TR1	Extruded Trim Ring	\$ 3.33
TH1100 TR2	Stamped Trim Ring	\$ 3.33

Finishes Available AL,DU, and Black

SERIES TH1100 DEADLATCH & ACCESSORIES

<u>PROD. No.</u>	<u>DESCRIPTION</u>	<u>PRICE</u>
TH1100 Push	Push with Cam Plug	\$55.51
TH1100 LH1	Lever Handle with Cam Plug	\$22.89
TH1100 CP1	Cam Plug	\$ 8.33
TH1100 ST1	Double Strike	\$16.67
TH1100 ST2	Single Strike	\$ 7.22

Finishes Available AL and DU

SERIES TH1100 OFFSET PIVOTS

<u>PROD. No.</u>	<u>DESCRIPTION</u>	<u>PRICE</u>
TH1110	Vistawall/Arch Style	\$26.97 (Set of 4)
TH1112	Amarlite Style	\$26.97 (Set of 4)
TH1114	US Alum/Pitco Style (please specify)	\$28.89 (Set of 4)
TH1116	Aldora Style	\$31.91 (Set of 4)
TH1118	Kawneer Style Top Portion	\$28.15
TH1118	Kawneer Style Bottom Portion	\$42.23

Specify Handing
Finishes Available AL and DU

SERIES TH1100 DELUXE HINGE KIT

<u>PROD. No.</u>	<u>DESCRIPTION</u>	<u>PRICE</u>
TH1110 HK1	Deluxe Hinge Kit	\$78.90 (Pair)

Available in AL and DU

SERIES TH1100 FLUSH BOLTS

<u>PROD. No.</u>	<u>DESCRIPTION</u>	<u>PRICE</u>
TH1100 FB1	10" Rod 1/8 Backset	\$8.33
TH1100 FB2	15" Rod 1/8 Backset	\$8.33
TH1100 FB3	12" Rod 1/4 Backset	\$8.33

Finishes Available in AL, DU, and White

SERIES TH1100 CONTINUOUS GEARED ALUMINUM HINGES

FULL SURFACE • ROTON 780-210

<u>PROD. NO.</u>	<u>LENGTH</u>	<u>PRICE</u>
TH1183 AL	83"	\$184.46
TH1183 DU	83"	\$247.24
TH1183 HD AL	83"	\$219.50
TH1183 HD DU	83"	\$291.13
TH1195 AL	95"	\$231.13
TH1195 DU	95"	\$320.03
TH1195 HD AL	95"	\$287.80
TH1195 HD DU	95"	\$350.03

FULL MORTISE FLUSH • ROTON 780-112

<u>PROD. NO.</u>	<u>LENGTH</u>	<u>PRICE</u>
TH1183 CFM AL	83"	\$122.45
TH1183 CFM DU	83"	\$155.12
TH1183 FM HD AL	83"	\$145.33
TH1183 FM HD DU	83"	\$199.79
TH1195 CFM AL	95"	\$157.23
TH1195 CFM DU	95"	\$205.24
TH1195 FM HD AL	95"	\$195.57
TH1195 FM HD DU	95"	\$253.35

FULL SURFACE LIMITED FRAME • ROTON 780-157

<u>PROD. NO.</u>	<u>LENGTH</u>	<u>PRICE</u>
TH1183 LF AL	83"	\$191.13
TH1183 LF DU	83"	\$258.35
TH1183 LF HD AL	83"	\$249.46
TH1183 LF HD DU	83"	\$300.02
TH1195 LF AL	95"	\$255.58
TH1195 LF DU	95"	\$344.47
TH1195 LF HD AL	95"	\$315.58
TH1195 LF HD DU	95"	\$377.81

FULL MORTISE FLUSH • ROTON 780-224

<u>PROD. NO.</u>	<u>LENGTH</u>	<u>PRICE</u>
TH1183 FM2 AL	83"	\$132.79
TH1183 FM2 DU	83"	\$173.24
TH1183 FM2 HD AL	83"	\$165.12
TH1183 FM2 HD DU	83"	\$214.91
TH1195 FM2 AL	95"	\$171.12
TH1195 FM2 DU	95"	\$223.35
TH1195 FM2 HD AL	95"	\$200.24
TH1195 FM2 HD DU	95"	\$260.02

SERIES TH1100 EXIT DEVICE

<u>PROD. No.</u>	<u>DESCRIPTION</u>	<u>PRICE</u>
TH1100ED	NARROW STILE RIM EXIT DEVICE FINISHES AVAILABLE AL/DU SPECIFY HANDING	\$144.46
TH1100CVR	NARROW STILE RIM EXIT DEVICE CONCEALED VERTICAL ROD FINISHES AVAILABLE AL/DU	\$166.68
TH1100EDTBAR	TOUCH BAR RIM FINISHES AVAILABLE AL/DU	\$162.10
TH1100EDTBARF	TOUCH BAR RIM * FIRE RATED AL ONLY	\$180.25
TH1100EDSVTBAR	TOUCH BAR SURFACE APPLIED VERTICAL ROD AL ONLY	\$285.04
TH1100EDSVBARF	TOUCH BAR SURFACE APPLIED VERTICAL ROD * FIRE RATED AL ONLY	\$322.30
TH1100EDTBARSS	TOUCH BAR RIM STAINLESS STEEL	\$243.54
TH1100EDTBARFSS	TOUCH BAR RIM STAINLESS STEEL * FIRE RATED	\$263.43
TH1100EDSVTBARS	TOUCH BAR RIM - STAINLESS STEEL SURFACE APPLIED VERTICAL ROD	\$360.73
TH1100EDSVBARFS	TOUCH BAR RIM - STAINLESS STEEL SURFACE APPLIED VERTICAL ROD * FIRE RATED	\$397.93

SERIES TH1100 EXIT DEVICES TRIM

<u>PROD. No.</u>	<u>DESCRIPTION</u>	<u>PRICE</u>
TH1100-LHED	KEYED ENTRY LEVER TRIM	\$97.79
TH1100-LHPS	PASSAGE LEVER TRIM	\$87.55
TH1100-LHST	STOREROOM LEVER TRIM	\$96.16
TH1100-EDBAL	KEYED ENTRY BALL TRIM	\$56.57
TH1100-PLDUM	DOOR PULL DUMMY TRIM	\$11.93
TH1100-PLED	DOOR PULL W/ CYLINDER HOLE	\$11.93
TH1100-PLEO	DUMMY EXIT ONLY PLATE TRIM	\$10.27
TH1100-DUMEDAL	DUMMY HANDLESET TRIM	\$46.73
TH1100-NLEDAL	NIGHT LATCH HANDLESET TRIM	\$86.41
TH1100-TPEDAL	THUMBPIECE ENTRY HANDLESET TRIM	\$109.70

COMMERCIAL HINGES

ALUMINUM STOREFRONT HINGES

PRODUCT #	BASE MATERIAL	SIZE	USP	US3	US4	US15	US10B	US26	US26D	US32D
CP4540BBNRP	STEEL	4.5" X 4.0" RADIUS	-	-	-	-	\$10.00	-	\$9.00	-
CS4540BBNRP	STAINLESS STEEL	4.5" X 4.0" RADIUS	-	-	-	-	\$19.00	-	-	\$19.00

STANDARD WEIGHT COMMERCIAL WOOD AND STEEL DOOR HINGES

PRODUCT #	BASE MATERIAL	SIZE	USP	US3	US4	US15	US10B	US26	US26D	US32D
CP4040	STEEL	4.0" X 4.0" SQUARE	\$4.79	\$7.86	\$5.71	\$5.71	\$5.96	\$7.44	\$5.71	-
CP4040BB	STEEL	4.0" X 4.0" SQUARE	\$5.74	\$8.63	\$6.49	\$6.46	\$6.75	\$8.20	\$6.46	-
CP4545	STEEL	4.5" X 4.5" SQUARE	\$4.79	\$8.29	\$6.15	\$6.15	\$6.54	\$7.67	\$6.15	-
CP4545BB	STEEL	4.5" X 4.5" SQUARE	\$5.86	\$10.22	\$7.40	\$7.40	\$7.81	\$9.01	\$7.40	-
CP4545BBNRP	STEEL	4.5" X 4.5" SQUARE	\$6.46	\$10.81	\$7.99	\$7.99	\$8.39	\$9.60	\$7.99	-
CS4545	STAINLESS STEEL	4.5" X 4.5" SQUARE	-	-	-	-	-	-	-	\$18.61
CS4545BB	STAINLESS STEEL	4.5" X 4.5" SQUARE	-	-	-	-	-	-	-	\$18.58
CS4545BBNRP	STAINLESS STEEL	4.5" X 4.5" SQUARE	-	-	-	-	-	-	-	\$19.20

HEAVY WEIGHT COMMERCIAL WOOD AND STEEL DOOR HINGES

PRODUCT #	BASE MATERIAL	SIZE	USP	US3	US4	US15	US10B	US26	US26D	US32D
CPH4545BB	STEEL	4.5" X 4.5" SQUARE	-	-	-	-	-	-	\$21.00	-
CPH4545BBNRP	STEEL	4.5" X 4.5" SQUARE	-	-	-	-	-	-	\$22.15	-
CSH4545BB	STAINLESS STEEL	4.5" X 4.5" SQUARE	-	-	-	-	-	-	-	\$36.00
CSH4545BBNRP	STAINLESS STEEL	4.5" X 4.5" SQUARE	-	-	-	-	-	-	-	\$37.15

SPRING HINGES

PRODUCT #	BASE MATERIAL	SIZE	USP	US3	US4	US15	US10B	US26	US26D	US32D
CPS3535	STEEL	3.5" x 3.5" SQUARE	\$11.98	\$13.94	\$12.25	\$12.25	\$13.50	-	\$12.25	-
CPS3535R	STEEL	3.5" x 3.5" RADIUS	\$11.98	\$13.94	\$12.25	\$12.25	\$13.50	-	\$12.25	-
CPS4040	STEEL	4.0" x 4.0" SQUARE	\$12.05	\$14.25	\$12.45	\$12.65	\$13.85	-	\$12.45	-
CPS4040R	STEEL	4.0" x 4.0" RADIUS	\$12.05	\$14.25	\$12.45	\$12.65	\$13.85	-	\$12.45	-
CPS4540	STEEL	4.5" x 4.0" SQUARE	\$12.15	\$14.50	\$12.65	\$12.65	\$14.00	-	\$12.65	-
CPS4540R	STEEL	4.5" x 4.0" RADIUS	\$12.15	\$14.50	\$12.65	\$12.65	\$14.00	-	\$12.65	-
CPS4545	STEEL	4.5" x 4.5" SQUARE	\$12.32	\$14.86	\$12.85	\$12.85	\$14.35	-	\$12.85	-
CPS4545R	STEEL	4.5" x 4.5" RADIUS	\$12.32	\$14.86	\$12.85	\$12.85	\$14.35	-	\$12.85	-

RESIDENTIAL HINGES

PRODUCT #	BASE MATERIAL	SIZE	USP	US3	US4	US15	US10B	US26	US26D	US32D
CP3535	STEEL	3.5" x 3.5" SQUARE	\$4.18	\$6.91	\$5.01	\$5.01	\$5.27	-	\$5.01	-
CP3535R	STEEL	3.5" x 3.5" RADIUS	\$4.18	\$6.91	\$5.01	\$5.01	\$5.27	-	\$5.01	-
CP4040	STEEL	4.0" x 4.0" SQUARE	\$4.79	\$7.86	\$5.71	\$5.71	\$5.96	-	\$5.71	-
CP4040R	STEEL	4.0 x 4.0" RADIUS	\$4.79	\$7.86	\$5.71	\$5.71	\$5.96	-	\$5.71	-

STERLING RESIDENTIAL GRADE 3 KNOB SETS

<u>PROD. No.</u>	<u>DESCRIPTION</u>	<u>FINISH</u>	<u>LIST PRICE</u>
GLS10S Passage	Ball/Tulip	US3/32D	\$10.45
		US5	\$11.81
GLS40S Privacy	Ball/Tulip	US3/32D	\$10.74
		US5	\$12.10
GLS53PD Entry	Ball/Tulip	US3/32D	\$11.40
		US5	\$12.80
GLS170 Dummy	Ball/Tulip	US3/32D	\$ 4.98
		US5	\$ 5.68

STERLING RESIDENTIAL GRADE 3 LEVER SETS

<u>PROD. No.</u>	<u>DESCRIPTION</u>	<u>FINISH</u>	<u>LIST PRICE</u>
GLS10S Passage	Franklin/Belvedere	ALL	\$17.28
GLS40S Privacy	Franklin/Belvedere	ALL	\$17.57
GLS53PD Entry	Franklin/Belvedere	ALL	\$18.88
GLS170 Dummy	Franklin/Belvedere	ALL	\$18.40
GLS670 Single Cylinder	Pamona	US3/26D	\$68.05
		US5	\$75.50
GLS672 Double Cylinder	Pamona	US3/26D	\$72.66
		US5	\$80.31

STERLING RESIDENTIAL GRADE 3 DEADBOLTS

<u>PROD. No.</u>	<u>DESCRIPTION</u>	<u>FINISH</u>	<u>LIST PRICE</u>
*GLS664 Single Cylinder (GLS664 offered in visual only)	Ball/Ball Knob Cyl. Combo Tulip/Tulip Knob	US3/32D	\$25.06
		US5	\$27.11
*GLS668 Dbl.Cyl.Combo (GLS668 offered in visual only)	Dbl. Cyl. Combo Dbl. Cyl. Combo	US3/32D	\$29.66
		US5	\$31.72
GLS660 Single Cylinder	Deadbolt	US3/32D	\$13.82
		US5	\$14.56
GLS662 Double Cylinder	Deadbolt	US3/32D	\$18.43
		US5	\$19.17
GLS680 One Sided	Deadbolt	All Finishes	\$ 9.29

*For visual packaging, add .50 cents to list price.

GLF SERIES GRADE 3 TUBULAR LEVERSETS

<u>PROD. No.</u>	<u>DESCRIPTION</u>	<u>DESIGN</u>	<u>FINISH</u>	<u>LIST PRICE</u>
GLF 10S	Passage	Vento/Aqua/Casablanca	605/626 All Others	\$27.12 \$28.55
GLF 40S	Privacy	Vento/Aqua/Casablanca	605/626 All Others	\$28.40 \$29.80
GLF 53PD	Keyed Entry	Vento/Aqua/Casablanca	605/626 All Others	\$31.43 \$33.00
GLF 170S	Single Dummy	Vento/Aqua/Casablanca	605/626 All Others	\$15.80 \$16.56
GLF 10S	Passage	Delano	605/626 All Others	\$33.44 \$35.39
GLF 40S	Privacy	Delano	605/626 All Others	\$34.83 \$36.76
GLF 53PD/80PD	Entry/Storeroom	Delano	605/626 All Others	\$38.12 \$40.06
GLF 170S	Single Dummy	Delano	605/626 All Others	\$21.20 \$23.15

*Visual/Clear Packaging add \$1.40 to List Price

GLF SERIES GRADE 3 TUBULAR KNOBSETS

<u>PROD. No.</u>	<u>DESCRIPTION</u>	<u>DESIGN</u>	<u>FINISH</u>	<u>LIST PRICE</u>
GLF 10S	Passage	SUN/MER/OVAL	605/626 All Others	\$15.88 \$17.88
GLF 40S	Privacy	SUN/MER/OVAL	605/626 All Others	\$16.76 \$18.88
GLF 53PD	Keyed Entry	SUN/MER/OVAL	605/626 All Others	\$21.76 \$23.88
GLF 170S	Single Dummy	SUN/MER/OVAL	605/626 All Others	\$ 7.00 \$ 8.60

*Visual/Clear Packaging add \$1.40 to List Price

GLH SERIES GRADE 3 HANDLE SETS

<u>PROD. No.</u>	<u>DESCRIPTION</u>	<u>DESIGN</u>	<u>FINISH</u>	<u>LIST PRICE</u>
GLH 670	Single Cylinder	Charleston	605/626 All Others	\$105.00 \$116.00
GLH 670	Single Cylinder	Birkdale	605/626 All Others	\$105.00 \$116.00
GLH 670	Single Cylinder	Malibu	605/626 All Others	\$105.00 \$116.00

*Prices do not include inside trim

*Add \$12.00 for Knob Design Trim

*Add \$24.14 for Lever Design Trim

GLH SERIES GRADE 3 KNOB INTERIOR TRIM

<u>PROD. No.</u>	<u>DESCRIPTION</u>	<u>DESIGN</u>	<u>FINISH</u>	<u>LIST PRICE</u>
GLH 620	Knob Design Trim	SUN/MER/OVAL	605/626 All Others	\$12.00 \$12.00

GLH SERIES GRADE 3 LEVER INTERIOR TRIM

<u>PROD. No.</u>	<u>DESCRIPTION</u>	<u>DESIGN</u>	<u>FINISH</u>	<u>LIST PRICE</u>
GLH 622	Lever Design Trim	Aqua/Vento/Casablanca	605/626 All Others	\$24.14 \$24.14

GLB SERIES GRADE 3 DEADBOLTS

<u>PROD. No.</u>	<u>DESCRIPTION</u>	<u>FINISH</u>	<u>PRICE</u>
GLB 560	Single Cylinder Deadbolt	605/626 619/613/625	\$20.00 \$21.68
GLB 562	Double Cylinder Deadbolt	605/626 619/613/625	\$25.00 \$27.84
GLB 580	Single-Sided Deadbolt	605/626 619/613/625	\$13.00 \$14.29

GLA SERIES HEAVY-DUTY GRADE 2 CYLINDRICAL LOCKSETS

<u>PROD. No.</u>	<u>DESCRIPTION</u>	<u>FINISH</u>	<u>PRICE</u>
GLA10S	Passage	605/626	\$36.48
		613/625	\$39.74
GLA40S	Privacy	605/626	\$37.85
		613/625	\$41.19
GLA53PD	Entrance	605/626	\$45.71
		613/625	\$49.76
GLA70PD	Classroom	605/626	\$45.71
		613/625	\$49.76
GLA80PD	Storeroom	605/626	\$45.71
		613/625	\$49.76

GAL SERIES GRADE 2 CYLINDRICAL LEVERSETS

<u>PROD. No.</u>	<u>DESCRIPTION</u>	<u>FINISH</u>	<u>PRICE</u>
GAL 1110L	Passage	605/626/625	\$80.63
		613	\$83.06
GAL 1140L With Clutch Feature	Privacy	605/626/625	\$81.83
		613	\$83.60
GAL 1151L With Clutch Feature	Keyed Entry	605/626/625	\$87.94
		613	\$91.00
GAL 1170L With Clutch Feature	Classroom	605/626/625	\$87.94
		613	\$91.00
GAL 1180L With Clutch Feature	Storeroom	605/626/625	\$87.94
		613/625	\$91.00

(Interchangeable Core (IC) available on all keyed functions at no additional charge.

GLA/GAL SERIES PARTS

LATCHES

<u>PROD. No.</u>	<u>DESCRIPTION</u>	<u>UL PRICE</u>	<u>NON-UL PRICE</u>
GLA 085	2 3/8" Deadlatch	\$10.90	\$6.11
GLA 096	2 3/4" Deadlatch	\$10.90	\$6.11
GLA 068	2 3/8" Springlatch	\$10.90	\$6.11
GLA 116	2 3/4" Springlatch	\$10.90	\$6.11
GLA 104	2 3/8" Drive-in Deadlatch	-	\$5.40
GLA 105	2 3/4" Drive-in Deadlatch	-	\$5.40
GLA 110	2 3/8" Drive-in Springlatch	-	\$5.40
GLA 113	2 3/4" Drive-in Springlatch	-	\$5.40

All latches available in square corner, radius corner, 1" or 1 1/8" face.

STRIKES

<u>PROD. No.</u>	<u>DESCRIPTION</u>	<u>PRICE</u>
GLA 001	T-Strike	\$2.29
GLA 026	Full Lip Square Strike	\$2.29
GLA 027	Full Lip Radius Strike	\$2.29
GLA 025	ANSI Strike	\$3.91

CYLINDERS

<u>PROD. No.</u>	<u>DESCRIPTION</u>	<u>PRICE</u>
GLA SC	Cylinder SC1 KD or KA	\$8.13
GLB 400	Brass Cylinder and Housing	\$813
GLB 500	Zamac Cylinder and Housing	\$3.80

No charge for keying alike at factory

All Master, Construction and Construction MK, Add \$3.05

Net/Cylinder for all keying out of Charlotte Factory Add \$2.50

List/Cylinder for all keying out of factory Add \$3.05

GLB SERIES GRADE 3 DEADBOLTS

<u>PROD. No.</u>	<u>DESCRIPTION</u>	<u>FINISH</u>	<u>PRICE</u>
GLB 560	Single Cylinder Deadbolt	605/626	\$20.00
		619/613/625	\$21.68
GLB 562	Double Cylinder Deadbolt	605/626	\$25.00
		619/613/625	\$27.84
GLB 580	Single-Sided Deadbolt	605/626	\$13.00
		619/613/625	\$14.29

GLB SERIES GRADE 2 DEADBOLTS

<u>PROD. No.</u>	<u>BACKSET</u>	<u>FINISH</u>	<u>PRICE</u>
GLB460	Single Cylinder	605/626	\$28.57
		619/613/625	\$30.42
D160	Single Cylinder	605/626	\$28.57
		619/613/625	\$30.42
GLB462	Double Cylinder	605/626	\$37.36
		619/613/625	\$40.00
D162	Double Cylinder	605/626	\$37.36
		619/613/625	\$40.00

GLB SERIES GRADE 2 DEADBOLT PARTS

<u>PROD. No.</u>	<u>DESCRIPTION</u>	<u>FINISH</u>	<u>PRICE</u>
GLB 075	2 3/8"	1"	\$7.69
GLB 077	Adj. 2 3/8" - 2 3/4"	1"	\$7.69
GLB 076	2 3/4"	1"	\$7.69

SAPPHIRE COLLECTION LEVER SETS**NEW**

<u>PROD. No.</u>	<u>DESCRIPTION</u>	<u>DESIGN</u>	<u>FINISH</u>	<u>LIST PRICE</u>
1510	Passage	ALL	PVD US10B/US15	\$68.00 \$61.00
1540	Privacy	ALL	PVD US10B/US15	\$68.00 \$61.00
15170	Dummy	ALL	PVD US10B/US15	\$36.00 \$30.00
1453	Entry	Classique	PVD US10B/US15	\$76.00 \$69.00

Note: Keyed entry function available in Classique lever only.

SAPPHIRE COLLECTION KNOB SETS**NEW**

<u>PROD. No.</u>	<u>DESCRIPTION</u>	<u>DESIGN</u>	<u>FINISH</u>	<u>LIST PRICE</u>
1410	Passage	ALL	PVD US10B/US15	\$77.00 \$74.00
1440	Privacy	ALL	PVD US10B/US15	\$77.00 \$74.00
KH 14170	Dummy	ALL	PVD US10B/US15	\$39.00 \$35.00
1453	Entry	Handley/Sumter	PVD US10B/US15	\$85.00 \$82.00

Note: Keyed entry function available in Classique lever only.

SAPPHIRE COLLECTION HANDLESETS**NEW**

<u>PROD. No.</u>	<u>DESCRIPTION</u>	<u>DESIGN</u>	<u>FINISH</u>	<u>LIST PRICE</u>
H 100	Sgl. Cyl. Sectional	Windsor	PVD US10B/US15	\$139.92 \$122.96
H 170	Dummy Handleset	Windsor	PVD US10B/US15	\$ 95.40 \$ 92.22
H 200	Sgl. Cyl. Sectional	Monarch	PVD US10B/US15	\$336.00 \$280.00
H 270	Dummy Handleset	Monarch	PVD US10B/US15	\$ 300.00 \$ 280.00

SAPPHIRE COLLECTION KNOB INTERIOR TRIM **NEW**

<u>PROD. No.</u>	<u>DESCRIPTION</u>	<u>DESIGN</u>	<u>FINISH</u>	<u>LIST PRICE</u>
620	Interior Trim	ALL	PVD	\$43.14
			US10B/US15	\$38.58

SAPPHIRE COLLECTION LEVER INTERIOR TRIM **NEW**

<u>PROD. No.</u>	<u>DESCRIPTION</u>	<u>DESIGN</u>	<u>FINISH</u>	<u>LIST PRICE</u>
HC 622L	Interior Trim	ALL	PVD	\$36.80
			US10B/US15	\$30.80

*Note: Please Specify Left or Right handling.

SAPPHIRE COLLECTION DEADBOLTS **NEW**

<u>PROD. No.</u>	<u>DESCRIPTION</u>	<u>FINISH</u>	<u>LIST PRICE</u>
DB 10	Single Cylinder	PVD	\$62.77
		US10B/US15	\$55.11
DB 12	Double Cylinder	PVD	\$72.57
		US10B/US15	\$65.06

SAPPHIRE COLLECTION LATCHES **NEW**

<u>PROD. No.</u>	<u>DESCRIPTION</u>	<u>FINISH</u>	<u>LIST PRICE</u>
S 238/234	Passage	ALL	\$10.29
P 238/234	Privacy	ALL	\$10.29
D 238/234	Deadbolt	ALL	\$10.29

*Note: Please Specify 2 3/8" or 2 3/4" backset.

Credit Application

Customer No.: _____ Salesman No.: _____ Customer Type: _____



GLOBAL DOOR CONTROLS INC.

5808 Long Creek Park Drive • Suite A • Charlotte, NC 28269
Telephone: (704) 596-2444 • Fax: (704) 596-5659
1-800-CLOSERS (256-7377)

Business Name: _____ Date: _____

Street Address: _____ City _____ State _____ Zip _____

Mailing Address: _____ City _____ State _____ Zip _____

Type of Business: _____ Date Established: _____

Business Operates as: Corporation Partnership Sole Proprietor

Business Operates From: Residence Shop Office Telephone No.: _____ Fax No.: _____

Business Property is: Leased Owned If Owned, by whom? _____

NAMES AND ADDRESSES OF PRINCIPAL OWNERS/OFFICERS AND TITLES:

1. Name: _____ Title: _____ Address: _____

2. Name: _____ Title: _____ Address: _____

3. Name: _____ Title: _____ Address: _____

Driver's License No.: _____ Social Security No./ Fed. I.D. #: _____

Have you ever declared bankruptcy? _____ Has a company you owned ever declared bankruptcy? _____

Do you have any pending lawsuits or judgments? _____

Are Purchase Orders Issued? _____ Are job names required? _____

Do you pay sales tax? _____ (if answer is "NO" Certificate of Resale must be attached.)

Current job name and address: _____

CREDIT EXPERIENCE

Name, Address, Zip Code and Telephone Numbers of at least three (3) Trade References you have dealt with.

1. Name: _____ Address: _____ Telephone: _____

Fax: _____

2. Name: _____ Address: _____ Telephone: _____

Fax: _____

3. Name: _____ Address: _____ Telephone: _____

Fax: _____

Bank Reference: _____

Name of person at bank with whom you deal: _____

Monthly credit requested: \$ _____

AGREEMENT

The undersigned in consideration for the terms stated herein and for the extension of credit by Global Door Controls, Inc., hereby agrees that the terms of sale are "payment in full by the 30th day of the date of invoice." The invoice(s) become past due if not paid by the 30th day of the date of invoice, and further, a 1 1/2% per month service charge (18% per annum) will be added on any past due portion. There will be a 25% Restocking Charge on all merchandise returned for credit. No credit for merchandise returned after 15 days. Special order items may not be returned. In the event of default in payment, and if the same is placed in the hands of an attorney for collection, the undersigned agrees to pay all costs of collection, including a reasonable attorney's fee. The undersigned personally guarantees and is responsible for the payment at maturity of the purchase price of all merchandise so sold or delivered. The undersigned does hereby certify that the information contained on this application is true and correct, and further agrees that any changes in ownership or officers or form that the business operates shall be made known to Global Door Controls, Inc., 5808 Long Creek Park Drive, Suite A, Charlotte, NC 28269. This notice shall be in writing and mailed to Global Door Controls, Inc., by certified U.S. Mail.

Company Name: _____ Signature: _____